



קשר KESHER

פרשת אמור

Friday 1 May 2026
י"ד באייר תשפ"ו

Art & Judaism

Chaim Cowen, Deputy Principal, Head of Jewish Studies

One of the most exciting, and ambitious, pillars upon which our glorious school stands is that of "Torah u'Maddah" – the bringing together of Torah and other disciplines – a topic that enjoys a stand-alone conference day each year in which our Year 11's enthusiastically take part. A manifestation of Torah u'Maddah took place at the end of Term 1 when we were privileged to experience a visit from artist Yitzchok Mouly, a rabbi and former member of the Melbourne Jewish community who now works as a full-time artist, creating signature pop art and sculptures which capture Jewish themes and ideas.

Yitzchok presented to the secondary school on his life journey, presenting images of his signature pieces, including his famous painting of silhouettes of a group of chassidim one of which is wearing orange socks. His message to the students was the importance of not shying away from one's 'orange socks', embracing your point of difference to the masses and utilising it as a vehicle to guide your life path and unique approach in serving HaShem.

As a joint project of Art, Jewish Life and Jewish Studies, Yitzchok conceived of the idea of a forming a mural capturing the notion that מצוה גוררת מצוה – "one mitzva triggers another mitzva".

The wall leading into the secondary staff room was chosen for this initiative, and a selection of students from a variety of year levels took part in creating the mural. Each student chose a mitzva to which they felt a strong personal connection. The mitzva was created as a line-drawing using AI, and then projected onto the wall via augmented reality, utilising the school's virtual reality headsets. Using acrylic paint pens, students traced their image, guided by the artist who then drew connections between them, signifying the interlinking nature of each mitzva.

The mural has pride of place, visible at the end of a main secondary corridor, reminding students not only of the importance of each mitzva, but also of the power of one good deed in creating momentum for a life of goodness, as well as the interconnectedness of Art, and indeed every field of study, and our Torah.

פרשת אמור

Shabbat Times

Light candles 5:14pm

Shabbat ends 6:12pm



Art & Judaism Mural painting



Yom Hashoah


Samuel Brygel, *Head Of Humanities and Social Sciences*

Our Secondary students had an incredibly emotional and meaningful day of reflection and learning on Yom Hashoah. The focus of the day was bearing witness, ensuring that the stories of our remaining survivors is heard by our students. Each year level prior to the assembly experienced a program of learning, which for the Year 7s and Year 9s included a Zikaron B'Salon session with survivor Dr. Jack Leder and Mr. Charles German respectively. Our Year 8s learned with Rav Berlin the incredible and courageous Halachic responsa of Rav Oshry during the Shoah and our Years 10 were guided in an program exploring the last testimonies of victims of the Shoah.

The day culminated in a meaningful assembly lead expertly by some of our Year 10 students. The assembly was based on the Yad Vashem 2026 Yom Hashoah theme of "Family Life during the Shoah" and the staff and students were captivated by Mr. Peter Gaspar's incredible story of survival as a child during the Shoah. Our Yavneh ensemble beautifully sang "Vehi Sheamda" with the power of these words on Yom Hashoah 2026 clear to all and together with tefillot for Medinat Israel by Mrs. Dita Gould, our students were reminded by Mrs Gould of the importance of "Never Again".

Following the assembly, our staff and students were invited to a small kiddush to speak with our special guests and had the opportunity to ask more questions. Many thanks to all our guests – Mr. Peter Gaspar, Mrs. Rachel Kalman OAM, Mr. Charles German, Dr. Jack Leder, Mrs. Dita Gould, Mr. Gary Sokolov, the staff who were involved in facilitating our learning programs and a big kol hakavod to our students who engaged with maturity and kavod throughout the day.

Rabbi Sammy



This Weeks Parsha – Amor

Chaya Ernest, Secondary Jewish Studies

This weeks Parsha touches upon a number of seemingly quite different topics, beginning with laws pertaining to the Kohanim and the Kohen Gadol, the high priest. Toward the end of the section dealing with that topic the Parsha brings the following words, which I know are very close to the hearts of many people hear at Yavneh:

וּשְׁמַרְתֶּם מִצְוֹתַי וַעֲשִׂיתֶם אֹתָם אֲנִי ה'. וְלֹא תַחֲלִילוּ אֶת־שֵׁם קְדוֹשִׁי וְלִקְדוּשְׁתִּי בְּתוֹךְ בְּנֵי יִשְׂרָאֵל אֲנִי ה' מְקַדְּשְׁכֶם:

You shall faithfully observe My commandments: I am Hashem.

You shall not profane My holy name, that I may be sanctified in the midst of the Israelite people—I, Hashem, who sanctify you. (Loosely based on the JPS translation of 31-32, ויקרא כב, (ויקרא כב, 31-32))

I know that Kiddush Hashem (and “kiddush Yavneh”) are a topic of interest at the school, and would like to explore it a bit further. This week Rabbi Sammy Brygel gave a wonderful Laflaf session in our Jewish studies meeting based on these psukim, where one of the questions he asked us JS teachers was what type of action would we define as a Kiddush Hashem. This question led me to remember a gemara that I love, which talks about what a chilul Hashem is. Contrary to what some of us might think – that it would be about religious behavior, the gemara actually states –

היכי דמי חילול השם? אמר רב: כגון אי שקילנא בישרא מטבחא ולא יהיבנא דמי לאלתר

When asking what a chilul Hashem is Rav’s answer to the question isn’t to misbehave and therefore bring shame upon Hashem – but rather he says that a chilul Hashem for someone is his position would be to buy meat at the butchers and not pay on the spot but rather at a later date. (!!)

He’s giving an example of something that can be done, is legal, is legitimate in many cases, yet could potentially be misconstrued as something that is not right and therefore, could lead to someone thinking negatively of Rav, leading to a chilul Hashem.

To take this to a positive place – when we think and talk about doing a kiddush Hashem, it can sometimes be tempting to think about the big things. However, I think we can learn from this Gemara that a kiddush Hashem can (and should) be, in the very small things as well – making sure that every aspect of our conduct and behaviour (in matters that seemingly have nothing to do with religion, but do – because we are known to be Torah observant Jews) reflects back positively on Hashem, who we represent.

Shabbat Shalom

(And as a side note – if you are intrigued to know more about Laflaf learning – you are invited to join the Friday Laflaf sessions through Yavneh academy!)



ADULT LEARNING

for Our Community


ENGAGE. EXPLORE. GROW TOGETHER.

ת"ש






TWO FORMATS, ALTERNATING WEEKLY



**FRIDAYS
LAFLAF SESSIONS**
LafLaf Parsha Circle
(Coffee & Cake Edition)




**MONDAYS
GUEST SPEAKERS**
All sessions at 7:30pm
(First session is Wednesday)

UPCOMING SESSIONS			
★ WEDNESDAY SESSION 1	6 MAY	Orly M, Deena E and Jacob S <small>Facilitated by Mr. Hillel Solomon (Head of Science) and Rabbi Dr Chaim Cowen (Head of Jewish Studies)</small>	 <p>Starstruck: Science, Space, and Judaism</p>
▲ MONDAY SESSION 2	18 MAY	Rabbi Sammy Brygel <small>Head of HASS</small>	 <p>Tragedy, Turmoil and Rebirth: Rabbi Akiva and Sefirat HaOmer</p>
✂ MONDAY SESSION 3	1 JUNE	Rebbetzin Ilana Epstein <small>Rebbetzin of Mizrahi</small>	 <p>From One Pasuk to Two Sponges: The Evolution of Kashrut</p>
📅 MONDAY SESSION 4	15 JUNE	Rabbi Zach Gomo <small>Head of Education Support</small>	 <p>The Voluntary Jews of Communist East Germany: The Greatest Story Never Told</p>
☕ FRIDAY LAFLAF	1, 15, 29 MAY 12 JUNE	LafLaf Parsha Circle (Coffee & Cake Edition)	 <p>Come for learning, conversation and great company!</p>

JOIN THE YAVNEH ACADEMY WHATSAPP GROUP

TO RSVP AND RECEIVE UPDATES & INFORMATION



MINIMUM ATTENDANCE REQUIREMENTS

- ✓ Monday Sessions: Minimum of 10 confirmed responses
- ✓ Friday Laflaf: Minimum of 5 confirmed responses

Learning together. Strengthening our community.





Year 5 Cross Country Trials

Lina Robertson *Primary General Studies*

We are very proud of our Year 5 students for their fantastic effort at the school Cross Country Trials held at Elsternwick Park on Friday 24 April. Students approached the challenge with enthusiasm and showed great grit and determination throughout the course. It was wonderful to see everyone pushing themselves, staying positive, and encouraging their classmates along the way.

The trials were a great opportunity for students to test themselves and demonstrate perseverance and sportsmanship. Every participant should be proud of the effort they put in on the day.

Well done to all students who took part. Congratulations to the students who qualified, as these runners will progress to the next stage and represent our school later this year.



Counting, Growing, and Becoming: Sefirat Ha'omer at Yavneh

Ettie Spigelman, *Primary Jewish Studies*

As we move from the joy of Pesach toward the anticipation of Shavuot, we enter the meaningful period of Sefirat Ha'Omer. These forty-nine days are more than a countdown; they are an invitation to grow and prepare ourselves to receive the Torah.

When Hashem took us out of Mitzrayim, we were lifted from the 49 levels of impurity, but transformation did not happen overnight. We were given something precious: the opportunity to grow. Each day of the Omer represents a step forward refining our middot, strengthening our character, and deepening our connection to Hashem. Counting the Omer reminds us that everyday matters and that small, consistent choices lead to real growth.

This period also carries a tone of reflection as we remember the 24,000 students of Rabbi Akiva who passed away because they did not show sufficient respect for one another. Their story teaches us that Torah learning must be accompanied by Derech Eretz kindness, respect, and care for others.

These messages resonate strongly in our school. Our students are learning not only knowledge, but how to listen, speak kindly, work together, and take responsibility. Growth happens day by day.

A well-known story tells of Sir Edmund Hillary saying to Mount Everest, "You are as big as you will ever be and I am still growing." Har Sinai, too, does not change, but we do.

As we count the Omer together, and as we mark Pesach Sheni, we are reminded that growth is always possible and second chances exist. May we arrive at Shavuot stronger in our learning, kinder in our actions, and more connected to Hashem and one another and to the Torah we are preparing to receive anew.



More Than “Yes” and “No”: Finding Our Voice in Hebrew at Yavneh College

Sharon Samuni, *Head of Hebrew*

Walk past a Hebrew classroom at Yavneh College and you might hear something surprising. Not just a single-word answer, not a quick “כן” or “לא,” but full sentences. Sometimes even two of them. Occasionally, you’ll also hear a student pause, think hard, and then proudly say, “I used a new word!” That moment, the mix of effort, challenge, and achievement, captures the heart of Hebrew learning at our school.

At Yavneh, Hebrew is not only about recognising words on a page or memorising verb tables. It is about producing language. Speaking and writing are the two skills where students truly step into Hebrew and take ownership of it. These are the moments when Hebrew turns from “something I learn” into “something I use.” Saying More Than One Sentence (Yes, Really!)

In speaking lessons across all year levels, students are taught a golden rule: every answer is two sentences.

The first sentence is short and direct: it answers the question clearly.

The second sentence builds on the first: it explains, reinforces, describes, or gives an example.

For example, if a student is asked: “מה אתה אוהב לעשות אחרי בית?” “הספר?”

A short answer might be: “אני אוהב לשחק כדורסל.”

But we don’t stop there. The second sentence could be: “אני משחק עם חברים שלי בפארק ליד הבית.”

Suddenly, Hebrew is no longer a guessing game or a one-word escape route. Students are learning how to extend their thinking, elaborate their ideas, and speak with intention. It might feel uncomfortable at first, and yes, there are plenty of dramatic sighs, but very quickly, two sentences become the norm.

And something wonderful happens: confidence grows. Students realise that they can say more. They do have the vocabulary. They are no longer waiting for the “perfect” answer; they are communicating.

Writing With Structure (and Without Panic)

Writing in another language can feel intimidating. A blank page in Hebrew can look especially terrifying. To help our students feel supported and successful, Hebrew writing lessons at Yavneh follow a clear and familiar structure.

Each paragraph contains five sentences:

1. A topic sentence
2. An elaboration sentence
3. Two sentences with examples
4. A concluding sentence that clearly reinforces the main idea or shares a personal opinion
5. Sound familiar? It should! This structure closely mirrors the TEEL framework students learn in English: Topic sentence, Explanation, Evidence, and Link. Instead of reinventing the wheel, we build on skills students already know, and apply them in Hebrew.

This approach helps students organise their thoughts and understand that good writing is not about writing “a lot,” but writing clearly and purposefully. Hebrew grammar and vocabulary sit inside the structure, rather than competing with it.

Modelling, Modelling, and... Modelling Again

No one is expected to master this overnight. Teachers model the process again and again, reading prompts together, brainstorming ideas, listing useful vocabulary, and building sentences step by step.

We write together. We think out loud. We make mistakes on purpose and fix them as a class.

Students are encouraged to stretch themselves, to use their current vocabulary creatively rather than waiting until they “know enough”. The truth is, there is no magical moment when Hebrew suddenly feels easy. Progress comes from trying, risk-taking, and using what you already have.

And while the process can be challenging, the result is powerful.

The Best Part: That Look of Achievement


There is a very specific look students get when they finish a speaking task or writing a full paragraph in Hebrew. It is a mix of surprise, pride, and relief. The moment when they realise: I did that. In Hebrew.

It doesn’t matter if the paragraph isn’t perfect or if the verb tense isn’t quite right. What matters is that they communicated an idea, expressed an opinion, and made Hebrew their own.


That sense of accomplishment is what we are working towards, not just fluent Hebrew speakers, but confident ones. Students who are willing to speak, write, explain, and elaborate. Students who understand that language is a tool, not a test.

At Yavneh College, Hebrew is alive. It’s spoken, written, wrestled with, laughed about, and celebrated. And sometimes, it’s even spoken in two whole sentences, on purpose.

YOMS @Yavneh



YOMS @Yavneh



Yom Ha'atzmaut and JLife Activities

Sara Amzalak, Head of Jewish Life and Learning

Last week on Wednesday, primary students celebrated Yom Ha'atzmaut for a full day with an array of activities. Coming back to school on Thursday and asking students what their favourite activity was, it was wonderful hearing repeatedly that all the activities were their favourite. Here is just a snippet of the most favourite from each year level:

Prep – visiting the Yam HaMelach (Dead Sea) and making coloured salt as well as decorating biscuits in blue and white.

Year 1 – Israeli Smart Board interactive games and Bean Bag Israel map toss.

Year 2 – Israeli passport activity exploring different parts of Israel, making Israeli flags on canvas and making and eating delicious Israeli salad.

Year 3 – Drumming to Israeli songs and collaging I Love Israel wooden signs.

Year 4 – Learning about Jaffa oranges and making orange juice. Making Magen David mobiles and Bag of Drama – making raps and advertising an Israeli product.


Year 5 – Doing activities with the Senior Kinder children, playing jeopardy and putting a huge map of Israel together, sketching famous people who contributed to the state of Israel.

Year 6 – The flag dance, going to do the flag dance at the ELC Balaclava and activities with the junior kinder kids and decorating and riding Billy Carts to different places in Israel.

All in all, a fun and educational day was had by all, with most leaving exhilarated but exhausted.

This week, clubs were back in full swing. Once again, craft club proved very popular with students decorating a heart magnet with *ואהבת לרעך כמוך* on it – reminding us of the important teaching of Rabbi Akiva to love your neighbour as yourself. In Lego Club, Bonfires were the challenge as Lag BaOmer is approaching and years four and five students battled it out in the Tzevet Parasha Quiz.

Another jammed packed week of JLife activities with plenty more to come.



Year 11 vs 12 Footy Wrap

Aaron Fetter, Head of Secondary HPE

Term 2 kicked off with the time-honoured tradition of Year 11 vs 12 Footy at a packed Princes Park, and the pre-game hype lived up to expectations and more!

Girls Game

After a tense and tough opening, Maytal A weaved some magic to kick the Year 12s to an early lead. After half time Orly M got the Year 11s going courtesy of impressive play up the field by Ruby J, Yakira S, and Shosh J. With only a few points in it approaching full time, Maytal A kicked the sealer to clinch the coveted Best on Ground Medal.

Result: Year 12 by 9 points

Goals: Maytal A 2, Orly M

Best on Ground Votes:

- Maytal A – 15
- Ruby J – 6
- Meirav F – 5
- Yakira S – 4

Boys Game

The Boys match started in typically physical fashion with the Year 11 understudies dominating inside 50s but unable to impact the scoreboard, until Leor S held his nerve and converted truly. A strong start from ruckman Josh B and the courageous Ozzie E behind the ball ensured the 11s went into the main break with the lead, but not before Ohr S found the big sticks to get the Year 12s rolling. A tight and tense second half saw the 11s kick two goals to one, ultimately hanging on for a memorable 10-point victory. Zac A's bullocking work in the midfield and his team-lifting goal from the pocket justly saw him voted BOG.

Result: Year 11 by 10 points

Goals: Leor S, Zac A, Z. Linnow, Ohr S, Adam P

Best on Ground Votes:

- Zac A – 15
- Giddy T – 6
- Josh B – 4
- Zac L – 3
- Ozzie E & Brody J – 1





Anzac Day

Samuel Brygel, *Head Of Humanities and Social Sciences*

With Anzac Day occurring on Shabbat this year, last Friday the Secondary school began the day with a special Anzac Day assembly. The captains introduced the background of the day and explained the different roles and functions of the Australian Defence Force. Rabbi Sammy shared a presentation with the students discussing his role as a Jewish chaplain in the Royal Australian Navy and his reasons for joining after October 7 and the various experiences, challenges and opportunities he has encountered. All the ANZACs were honoured with additional mention of the role our Jewish ANZACS have played throughout Australia's history, with Mrs Flamm sharing a powerful reflection about her personal connection to Australia's last fallen Jewish soldier, Private Gregory Sher z"l. The assembly featured tefillot for Australia, all our ADF members together with the rituals of the Ode of Remembrance, the Last Post and minute silence. Concluding with a rousing Australian anthem, our students were sending a powerful and defiant message that we are all proud Jewish Australians with a long history of service and sacrifice in this great country.





Make sure you're following us on socials! @yavneh_official

Upcoming Dates 2026

May:

- Tuesday 5: Lag B'Omer
- Thursday 21: Erev Shavuot College Closed
- Friday 22: Shavuot Day 1 College Closed
- Saturday 23: Shavuot Day 2

June:

- Monday 8: Kings Birthday
- College Closed / ELC Early Dismissal

Mazal Tov

Mazel Tov to Benji Gochin on his Barmitzva

School Photo Information

Are you ready for 2026 school photos?

Leibler Yavneh College Tuesday 26th (Secondary) & Thursday 28th (Primary) May 2026

There's no need to do anything before photo day

Further details will be provided when portrait and group images are ready

Student access codes and order details will be provided to you when images are ready to view and purchase online

Sibling/Family Photos will also be taken at your school

If you would like your children to be photographed together, go online **BEFORE** photo day to request a sibling/family photograph

1. Grab your phone and go to - <https://arphotos.typeform.com/to/O7JTskDKX>
2. Enter the name and class of the eldest sibling
3. Enter the names and classes of all other siblings to be included in the photo

Please NOTE - Sibling Photograph requests close at midnight the night BEFORE photo day

Arthur Reed Photos Pty. Ltd.
A.E.N.48 528 494 590
Tel: 03 5242 4290
E: info@arphotos.com.au

יום ירושלים

MODEL MAKING COMPETITION

All Primary Students

Make a model of a prominent landmark in Yerushalayim

- The Kotel
- Migdal David
- Knesset Menorah
- Machaneh Yehudah
- Jaffa Gate - Sha'ar Yaffo
- Montefiore Windmill
- I ♥ JLM sculpture

Place your model on the white bench downstairs from:

MONDAY MAY 11 **TO** **FRIDAY MAY 15**
 כ"א אייר **כ"ה אייר**
 (Yom Yerushalayim)

Remember your name and year level :)

TERM 2

LUNCHTIME CLUBS

Monday	Craft Club Years 1 - 4 In Room 31	Israeli Dancing with Orli and Chedva Years 1 - 3 girls In the Primary Library
Tuesday	Primary Choir with Morah Sarah Finch Years 3 - 6 In the Music House	
Wednesday	Jewish Lego Masters Years 2 - 4 In Room 31	
Thursday	Jewish stories Preps In the Prep Playground	Parasha Quiz w/ the Tzevet Years 4 - 5 In the Beit Midrash
Friday	Sports Mishmar with Eitan Year 6 Lunch eating/learning in Room 23 Lunchtime sport on Blue Courts	